

CAPSULER RP

Available with CP, CPH, GF or CP2.

Capsule body - Rigid polyethylene with PP end cap and no need to wash housing with element incorporated. Clean change capsule system, only to be used inside suitable housings - please refer to JNC.



CAPSULER RP Ordering Guide

e.g. RCP-01R15 25×89×340

Capsuler	Cartridge Code	Micron Rating (µm)	Adaptor	Seal	Inside Diameter mm (in)	Outside Diameter mm (in)	Length mm (in)	
R-	CP-	01 (1)	R1	5 EPT Rubber only	□ 25 (1")	X 89 (3.5")	X 214 (8.4")	
	CPH-	03 (3)						340 (13.4")
	CP2-	05 (5)						590 (23.2")
	GF-	07 (7)						
	BM-	10 (10)						
		15 (15)						
		25 (25)						
		50 (50)						
		75 (75)						
		100 (100)						
		125 (125)						
		150 (150)						
		200 (200)						
	350 (350)							
		Only as available for Cartridge Code						

QUICK-PACK

JNC Filter QUICK-PACK is an innovative, enclosed, safe, economical, environmentally friendly and easy to use filtration system with dedicated existing or new filter housings. It can transform working environments such as paint, resin, ink or chemical factories by reducing or eliminating spillage, protecting the product, protecting employees and improving safety and environmental standards. Used in dedicated housings which are connected to pipework and ports with flexible hoses.

QUICK-PACK Flow Path

Filters are welded to ported head (with inlet & outlet connections) and enclosed in a plastic bag (liner).

Connections are made to filter housing top inlet and outlet with flexible hoses with ring nuts to seal ports.

Feed passes through the inlet port to the chamber inside the liner and outside the cartridges.

Fluid is filtered through the cartridges outside to inside.

Product from inside filter cores flows to the outlet port and out the outlet hose.

Housing stays clean, protected by liner ready for quick filter changeover.

QUICK-PACK RANGE



QUICK-PACK Applications

- **Coatings:** Auto Paint, Paint Makers & Applicators, High Quality Paints, Mag Media, Can Coatings, Coil Coatings, Mirror Coatings, Adhesives, Photo Solutions / Emulsions, Resins, Lens Coatings, Inks.
- **Chemicals & Petrochemicals:** Hazardous Chemicals, Fine Chemicals, Agrochem, Lubricants, Oils, Process Water.
- **Electronics:** Photoresist, Ceramic Slurries, Plating, Circuit Board Coatings, Waste management, Hazardous Solutions.
- **Industrial:** Can Manufacturers, Waste Water, Plating, Pulp, Paper, Powergen, Radioactive Fluids.

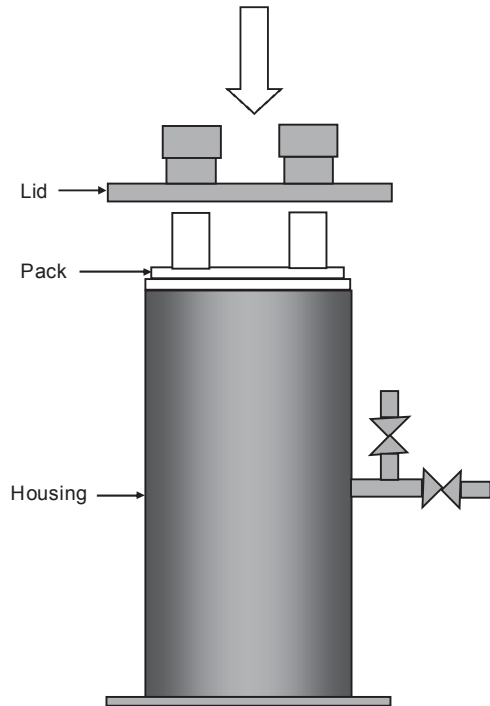
QUICK-PACK Advantages and Benefits

- Less cleaning required (housing stays clean—only pipework using flushing elbow).
- Limited operator exposure.
- Reduced labour for faster process turnaround with rapid change-out design.
- Overall reduction in total filtration and associated costs—cappable & reusable filter packs.
- Eliminates cross contamination of products.
- No internal components to clean, lose, damage or stock.
- No gaskets or o-rings to damage, swell, or replace.
- Elimination of filter bypass as cartridges sealed in pack at factory.
- Electrostatic earthing, ATEX compliant with appropriate housing.
- Reduction in disposal materials compared to other clean change systems due to use of thin flexible liner instead of thick moulding or extrusion.
- Stainless steel housing contains system pressure and flexible liner allows air push to recover much of the product from the pack.
- No valves required due to top entry connections.

QUICK-PACK Operation

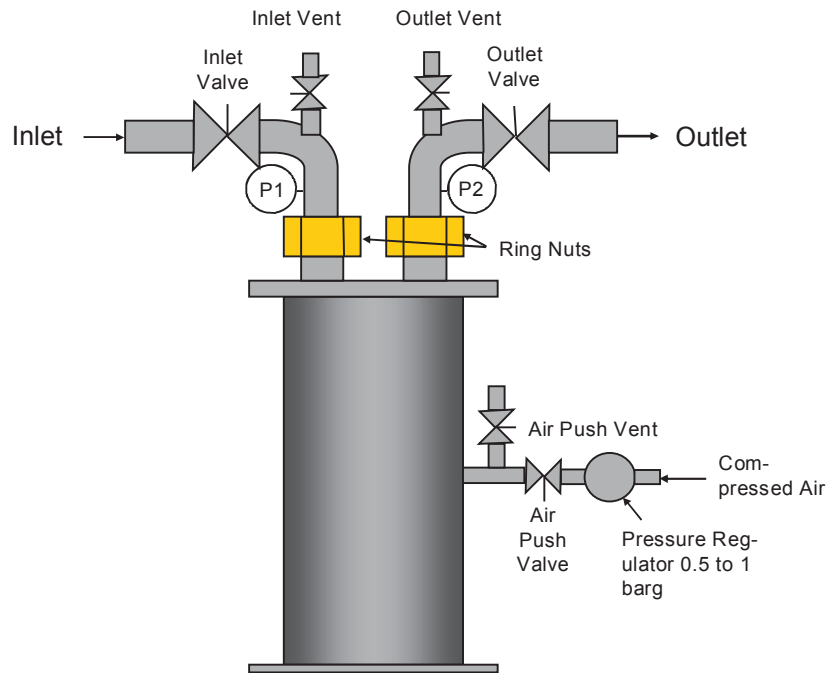
1. Install

Install QUICK-PACK into housing, close lid & tighten, connect inlet and outlet hoses, connect air push air supply & close all valves



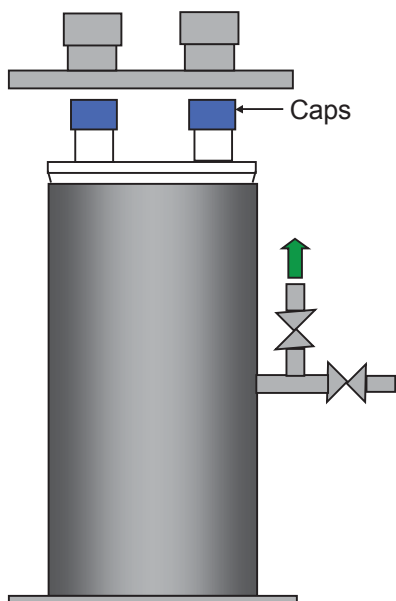
2. Operate

Open air push vent, open inlet to pressurise system, open outlet vent until product comes out then close. Open outlet & close air push vent. Filter product through QUICK-PACK, monitor ΔP ($=P1-P2$) & change pack if recommended maximum for filters or process is reached.



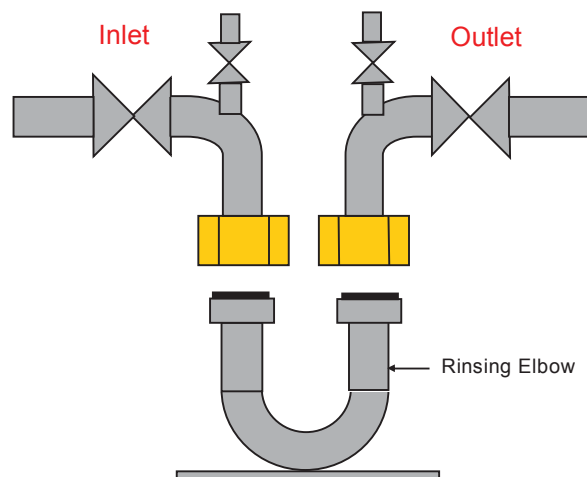
3. Shut-down, Air Push & Remove Pack

Close inlet valve. If required to recover product in housing, set compressed air regulator to 0.5-1 barg & open air push valve to compress pack around filters and recover product inside liner. Open air push, inlet and outlet vents to depressurise system, undo ring nuts, remove hoses & remove housing lid. Fit caps and remove pack from housing.



4. Rinse Pipework

Connect hoses to rinsing elbow, open inlet and outlet valves and rinse pipework. Housing stays clean as pack liner prevents product from contacting housing. System is now ready for next product to be filtered.



QUICK-PACK Ordering Guide

e.g. QCP-10Q7A20

QUICK-PACK	Cartridge Code	Micron Rating (µm)*	Number of Cartridges in Pack	Liner Type (PE = Polyethylene PA = Nylon)	Length (in)
Q	CP-	01 (1)	Q1 (1 round) Q3 (3 round) Q7 (7 round)	A (PE/PE) C (PA/PE) D (PA/PE/PE) E (PE/PE/PE)	5 (5")* 10 (10") 20 (20") 30 (30")**
		03 (3)			
		05 (5)			
		10 (10)			
		25 (25)			
		50 (50)			
		75 (75)			
		100 (100)			
		125 (125)			
		150 (150)			
	200 (200)				
	CPH-	01 (1)			
		03 (3)			
		05 (5)			
		10 (10)			
		25 (25)			
		50 (50)			
	BM-	01 (1)			
		03 (3)			
		05 (5)			
		07 (7)			
		10 (10)			
		15 (15)			
	CP2-	01 (1)			
		03 (3)			
		05 (5)			
		10 (10)			
		25 (25)			
		50 (50)			
		75 (75)			
		100 (100)			
		200 (200)			
		350 (350)			
	GF-	01 (1)			
		03 (3)			
		05 (5)			
		10 (10)			
		25 (25)			
		50 (50)			
		100 (100)			

* 1 round only
** 3 & 7 round only