

COSE

ChangeOver System Continuous Gas Management



Value Proposition:

The ChangeOver System (COSE) is a compact turnkey module that assists the operator with their total gas management. The COSE maintains a continuous gas delivery from two separate sources allowing for maximum cylinder gas usage from one source before automatically switching to the second source. The COSE lowers specialty gas costs by maximizing the consumption of gas from each cylinder. In addition, the gas cylinder bank(s) can be monitored remotely utilizing the optional pressure switches reducing the need for visual inspection by the operator.



Contact Information:

Parker Hannifin Corporation
Veriflo Division
250 Canal Blvd
Richmond, California 94804

phone 510 235 9590
fax 510 232 7396
veriflo.sales@parker.com

www.parker.com/veriflo
Mobile App: m.parker.com/veriflo

Product Features:

- Fully enclosed to protect internal components
- Removable side panels for field maintenance
- Allows change out of depleted cylinder(s) while maintaining gas flow
- Especially suited for continuous on-stream analyzers
- Alarm sensor port for systems integration allowing user to monitor gas consumption
- Cleaned for Oxygen service
- Regulator design integrates positive upward and downward stops which increases cycle life by preventing over stroking of the diaphragm

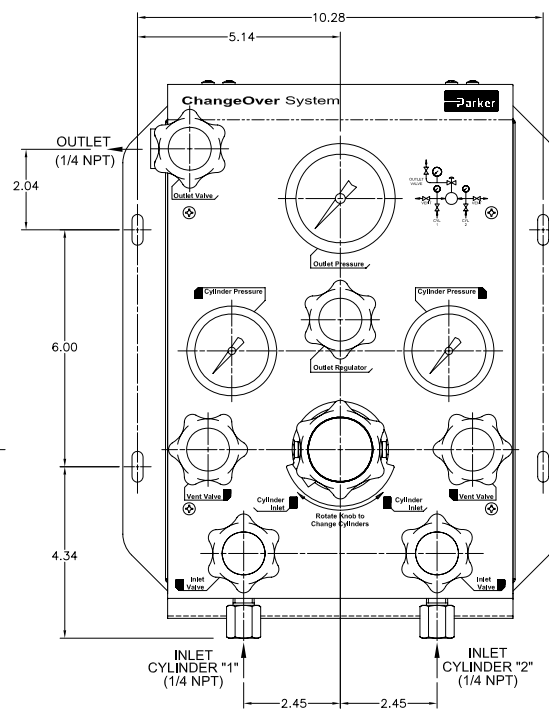
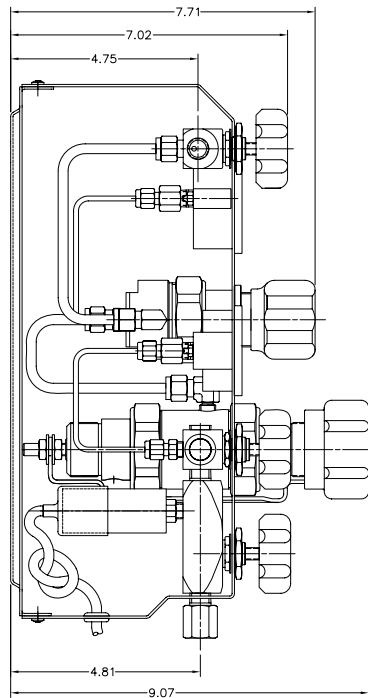


ENGINEERING YOUR SUCCESS.

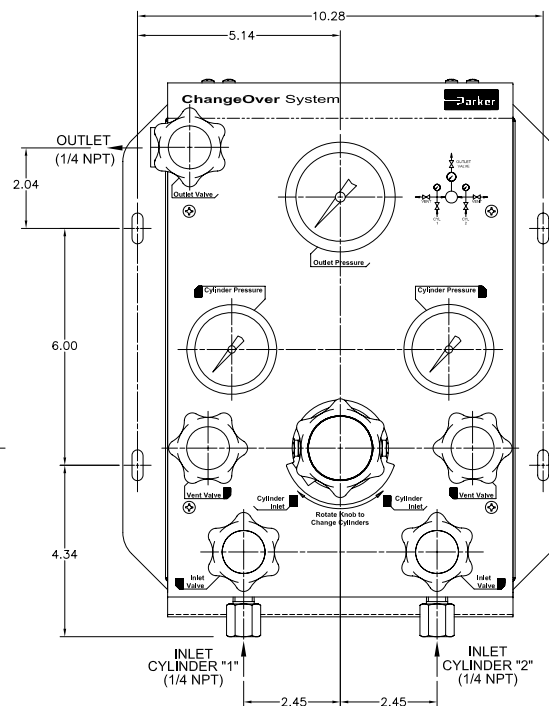
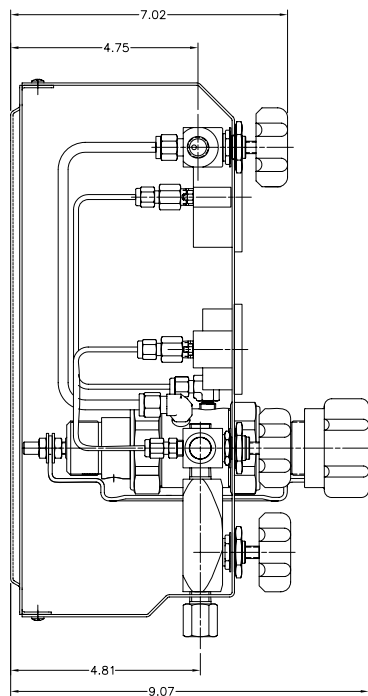
COSE

Dimensional Drawing

With Outlet Regulator

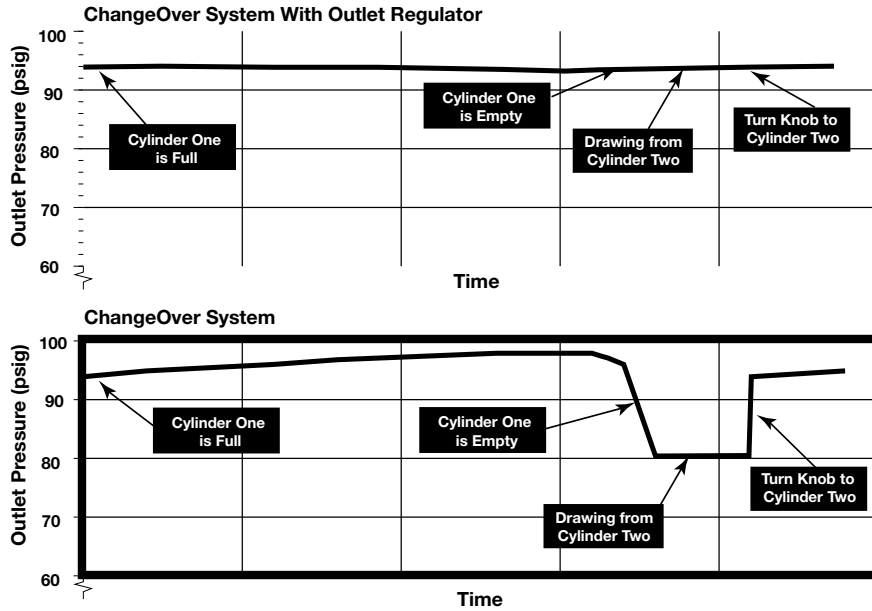


Without Outlet Regulator



COSE

Flow Curves



ChangeOver System Flow Rates (Based on 400 psig Cylinder Change)

COS Model	Maximum Recommended Flow
COS 200	70 slpm N ₂
COS 250	70 slpm N ₂
COS 150	70 slpm N ₂
COS 100	100 slpm N ₂
COS XXX OR*	70 slpm N ₂

* ChangeOver System with optional outlet regulators

Applications

Specialty Gases

All Specialty Gases used for Process and Purging Applications

Industrial/Analyzer

- Refineries
- Test Cells
- Emission Analysis
- Laboratories
- Laser Gas Systems
- Research and Development
- Gas and Liquid Chromatography
- High Volume Gas Manufacturing Facilities

Ordering Information

Build a COSE by replacing the numbered symbols with an option from the corresponding tables below.

Color Explanations: Black = Standard Lead Time Configurations
 Blue = Extended Lead Time Configurations
 Green *Italic* = Express Service Program (ESP)

For an explanation of Ordering options please reference literature 25000275 at www.parker.com/veriflo

Sample: **COSE** **100** **S** **OR**

Finished Order: **COSE100SOR**

1 Pressure Settings

- 100 = 100 psig*
- 150 = 150 psig*
- 200 = 200 psig*
- 250 = 250 psig*

2 Materials

- S = 316L Stainless Steel*
- B = Brass*

3 Optional Features

This section can have multiple options

- A1 = Pressure Switches* *Includes 2 pressure switches*
- OR = Outlet Regulator*
- Omit = No Outlet Regulator*

Notes:

ESP COSE's include outlet regulator as standard

Configurations without outlet regulator are available at standard lead times.

Inlet valves and gauges are standard on all units.

For audio/visual annunciator details, see COS Annunciator literature sheet.

Annunciator ordering part number: 54017373

COSE

Specifications

Materials of Construction	
Wetted	
Body	316 Stainless Steel, Nickel Plated Brass
Diaphragm	Hastelloy C-22®
Poppet	Hastelloy C-22®, Phosphor Bronze
Poppet Spring	Inconel®
Seat	PCTFE
Retainer	Inconel®
Carrier	316L Stainless Steel
Washer Back-up	316L Stainless Steel, Phosphor Bronze
O-ring Back-up	Fluorocarbon
Tubing	316 Stainless Steel, Brass
Fittings	316 Stainless Steel, Brass
Regulator Non-wetted	
Cap	Nickel Plated Brass
Nut	316 Stainless Steel, Nickel Plated Brass
Knob	ABS Plastic (Black)
Valve Wetted	
Body	316L Stainless Steel, Nickel Plated Brass
Diaphragm	Elgiloy® or equivalent
Seat	PCTFE
Valve Non-wetted	
Nut	316 Stainless Steel
Knob	ABS Plastic (Black)

Functional Performance	
Design	
Burst Pressure	9,000 psig (620 barg)
Proof Pressure	4,500 psig (310 barg)
Flow Capacity	C_v 0.06
Leak Rate	
Internal	Bubble Tight
External	Bubble Tight
Supply Pressure Effect	0.4 psig/100psig (.03/7 barg) <i>without Outlet Regulator option</i>
Standard Configuration	1/4" NPT Female
Approx. Weight	21 lbs. (9.5 kg)
Operating Conditions	
Maximum Inlet	3,000 psig (207 barg)
Outlet	up to 250 psig (17 barg) max
Temperature	-40°F to 150°F (-40°C to 66°C)

For additional information on materials of construction, functional performance and operating conditions, please contact factory.

Elgiloy® is a registered trademark of Elgiloy Company
Hastelloy C-22® is a registered trademark of Haynes International, Inc.
Inconel® is a registered trademark of Special Metals Corporation

OFFER OF SALE:

The items described in this document are hereby offered for sale by Parker-Hannifin Corporation, its subsidiaries or its authorized distributors. This offer and its acceptance are governed by the provisions stated in the detailed "Offer of Sale" elsewhere in this document or available at www.parker.com/veriflo

WARNING USER RESPONSIBILITY

FAILURE OR IMPROPER SELECTION OR IMPROPER USE OF THE PRODUCTS DESCRIBED HEREIN OR RELATED ITEMS CAN CAUSE DEATH, PERSONAL INJURY AND PROPERTY DAMAGE. THIS DOCUMENT IS FOR REFERENCE ONLY. PLEASE CONSULT FACTORY FOR LATEST PRODUCT DRAWINGS AND SPECIFICATIONS

This document and other information from Parker-Hannifin Corporation, its subsidiaries and authorized distributors provide product or system options for further investigation by users having technical expertise.

The user, through its own analysis and testing, is solely responsible for making the final selection of the system and components and assuring that all performance, endurance, maintenance, safety and warning requirements of the application are met. The user must analyze all aspects of the application, follow applicable industry standards, and follow the information concerning the product in the current product catalog and in any other materials provided from Parker or its subsidiaries or authorized distributors.

To the extent that Parker or its subsidiaries or authorized distributors provide component or system options based upon data or specifications provided by the user, the user is responsible for determining that such data and specifications are suitable and sufficient for all applications and reasonably foreseeable uses of the components or systems.

The products described herein, including without limitation, product features, specifications, designs, availability and pricing are subject to change by Parker Hannifin Corp and its subsidiaries at any time without notice.

Proposition 65 Warning: This product contains chemicals known to the state of California to cause cancer or birth defects or other reproductive harm.

© 2009 Parker Hannifin Corporation



Use mobile device to scan this QR Code.

LitPN: 25000214

Rev: F

Date of Issue 03/2013



ENGINEERING YOUR SUCCESS.